

Lucas



BATTERY CATALOGUE NORTH AMERICA



OUR RANGE GOES FURTHER.

LUCAS BATTERIES. OUR HERITAGE.



With a history spanning more than a century, Lucas has consolidated its position as a benchmark in the automotive and industrial world. The brand has not only grown over time, but has actively contributed to its own continued development.

The story began in 1834 with the birth of Joseph Lucas in Birmingham. His foray into the marketing of paraffin oil for household lamps in the 1860s was the prelude to much greater success in the field of transport. In 1875, Lucas opened a modest workshop in Little King Street, Birmingham, UK, employing just 5 people. However, this marked the beginning of a steady expansion. In the early 20th century, Lucas expanded its product offering by introducing its batteries to the market.

Browsing through these pages, you will discover examples of the first promotional brochures that led the way. This catalogue introduces you to the most cutting-edge types and applications we offer today. Lucas stands for durability, reliability and innovation. Join us on this exciting journey into an energy-powered future. In the Lucas catalogue, you will find the perfect solution for your needs.

LUCAS BATTERIES

4-5

**VEHICLES LUCAS
ORIGIN EU**

7

Lucas Max

AGM Start & Stop

**VEHICLES LUCAS
ORIGIN CHINA**

8

Lucas Lithium

Passenger Vehicles (DIN)

Passenger Vehicles (JIS)

**VEHICLES LUCAS
ORIGIN EU**

10

Lucas Premium

EFB Start & Stop

Passenger Vehicles (DIN)

Passenger Vehicles (JIS)

Commercial/Heavy Duty

**VEHICLES LUCAS
ORIGIN COLOMBIA**

11

Lucas Premium

EFB Start & Stop

Passenger Vehicles (BCI)

Commercial/Heavy Duty

**VEHICLES LUCAS
ORIGIN TÜRKIYE**

13-15

Lucas Standard

Passenger Vehicles (DIN)

Passenger Vehicles (JIS)

Passenger Vehicles (BCI)

Commercial/Heavy Duty

BATTERY LAYOUT

12

COSHH INFORMATION

16

**ENVIROMENTAL
INFORMATION**

17

OUR RANGE GOES FURTHER.



Lucas MAX

Our range solves the problem caused by excessive use of the starter motor in vehicles equipped with Start & Stop technology. Lucas Start & Stop AGM (Absorbent Glass Mat) and EFB (Enhanced Flooded Battery) batteries have on average three times the energy and service life of a conventional battery. This makes them the perfect solution for vehicles where, in addition to the energy needed for driving operations, the battery can also cope with the challenges of intense conditions: cold winters, hot summers or to power accessories and auxiliary equipment.



Lucas LITHIUM

Our new range of lithium starter batteries have multiple advantages, such as Higher cranking power, with batteries above 1000CCA. They also have a lower weight, literally one third of conventional lead acid batteries, excellent performance at low and high temperatures, avoiding the starting problems of lead acid batteries below -10°C . These batteries are maintenance-free, with an intelligent protection system using BMS overcharge protection, discharge protection and other protections. The useful life of these batteries is normally more than 10 years.



Lucas PREMIUM

The Lucas Premium battery range is designed for vehicles with a medium on-board power demand and a conventional engine starting procedure. It is not suitable for Start & Stop engine technology. The range offers excellent performance over a long period of time and consists of sealed, maintenance-free lead-calcium alloy batteries. Various types are available to meet virtually all European, American and Asian vehicle requirements.



Lucas STANDARD

Designed for the most common car and truck models requiring lower power, the Lucas Standard range provides high starting power with maintenance-free calcium lead-acid plates. This range is manufactured using the latest technology and long life is a priority. Several different models are available covering 100% of the market.

OUR RANGE GOES FURTHER.

Automotive and Commercial Range

A RANGE TO SUIT ALL APPLICATIONS
APPLICATIONS





Lucas **Max**
Origin **UE**

Start & Stop AGM

Type Box	Lucas reference	Definition	V	C20 (Ah)	CCA EN(A)	CCA SAE(A)	L (mm)	W (mm)	H (mm)	Terminal	Layout	Hold Down	Weight (kg)	Pcs Pallet
47	LB00B47060680AGM	LUCAS MAX 47 60AH/680A(EN) 12V/E0	12	60	680		242	175	190	1	0	B13	17,80	
48	LB00B48070760AGM	LUCAS MAX 48 70AH/760A(EN) 12V/E0	12	70	760		278	175	190	1	0	B13	20,60	
94R	LB00B94R080800AGM	LUCAS MAX 94R 80AH/800A(EN) 12V/E0	12	80	800		315	175	190	1	0	B13	23,10	
49	LB00B49095850AGM	LUCAS MAX 49 95AH/850A(EN) 12V/E0	12	95	850		353	175	190	1	0	B13	25,90	
95R	LB00B95R105950AGM	LUCAS MAX 95R 105AH/950A(EN) 12V/E0	12	105	950		392	175	190	1	0	B13	29,00	



OUR RANGE GOES FURTHER.

Lucas **Lithium**
Origin **China**

Passanger Vehicles (DIN)


Type Box	Lucas reference	Definition	V	C20 (Ah)	CCA EN(A)	CCA SAE(A)	L (mm)	W (mm)	H (mm)	Terminal	Layout	Hold Down	Weight (kg)	Pcs Pallet
140R	LBOXB140R045495	LUCAS LITHIUM 140R 45AH/495A(EN) 12,8V/E1	12,8	45	495		207	175	190	T2	1		4,70	
140R	LBOXB140R060660	LUCAS LITHIUM 140R 60AH/660A(EN) 12,8V/E1	12,8	60	660		207	175	190	T2	1		5,71	
140R	LBOXB140R075825	LUCAS LITHIUM 140R 75AH/825A(EN) 12,8V/E1	12,8	75	825		207	175	190	T2	1		6,69	
47	LBOXB47060660	LUCAS LITHIUM 47 60AH/660A(EN) 12,8V/E1	12,8	60	660		244	176	190	T2	1		5,79	
47	LBOXB47075825	LUCAS LITHIUM 47 75AH/825A(EN) 12,8V/E1	12,8	75	825		244	176	190	T2	1		6,71	
47	LBOXB47090990	LUCAS LITHIUM 47 90AH/990A(EN) 12,8V/E1	12,8	90	990		244	176	190	T2	1		7,69	
48	LBOXB48060660	LUCAS LITHIUM 48 60AH/660A(EN) 12,8V/E1	12,8	60	660		279	176	189	T2	1		5,80	
48	LBOXB48075825	LUCAS LITHIUM 48 75AH/825A(EN) 12,8V/E1	12,8	75	825		279	176	189	T2	1		6,85	
48	LBOXB48090990	LUCAS LITHIUM 48 90AH/990A(EN) 12,8V/E1	12,8	90	990		279	176	189	T2	1		8,00	
48	LBOXB481051155	LUCAS LITHIUM 48 105AH/1155A(EN) 12,8V/E1	12,8	105	1155		279	176	189	T2	1		8,93	
94R	LBOXB94R090990	LUCAS LITHIUM 94R 90AH/990A(EN) 12,8V/E1	12,8	90	990		318	175	187	T2	1		8,15	
94R	LBOXB94R1051155	LUCAS LITHIUM 94R 105AH/1155A(EN) 12,8V/E1	12,8	105	1155		318	175	187	T2	1		9,20	
94R	LBOXB94R1201320	LUCAS LITHIUM 94R 120AH/1320A(EN) 12,8V/E1	12,8	120	1320		318	175	187	T2	1		10,22	
94R	LBOXB94R1351485	LUCAS LITHIUM 94R 135AH/1485A(EN) 12,8V/E1	12,8	135	1485		318	175	187	T2	1		11,20	
49	LBOXB491051155	LUCAS LITHIUM 49 105AH/1155A(EN) 12,8V/E1	12,8	105	1155		355	175	188	T2	1		9,50	
49	LBOXB491201320	LUCAS LITHIUM 49 120AH/1320A(EN) 12,8V/E1	12,8	120	1320		355	175	188	T2	1		10,51	
49	LBOXB491351485	LUCAS LITHIUM 49 135AH/1485A(EN) 12,8V/E1	12,8	135	1485		355	175	188	T2	1		11,49	
49	LBOXB491501650	LUCAS LITHIUM 49 150AH/1650A(EN) 12,8V/E1	12,8	150	1650		355	175	188	T2	1		12,47	
95R	LBOXB95R1051155	LUCAS LITHIUM 95R 105AH/1155A(EN) 12,8V/E1	12,8	105	1155		398	175	188	T2	1		9,80	
95R	LBOXB95R1201320	LUCAS LITHIUM 95R 120AH/1320A(EN) 12,8V/E1	12,8	120	1320		398	175	188	T2	1		10,82	
95R	LBOXB95R1351485	LUCAS LITHIUM 95R 135AH/1485A(EN) 12,8V/E1	12,8	135	1485		398	175	188	T2	1		11,78	
95R	LBOXB95R1501650	LUCAS LITHIUM 95R 150AH/1650A(EN) 12,8V/E1	12,8	150	1650		398	175	188	T2	1		12,80	
95R	LBOXB95R1651815	LUCAS LITHIUM 95R 165AH/1815A(EN) 12,8V/E1	12,8	165	1815		398	175	188	T2	1		13,81	

Passanger Vehicles (JIS)

Type Box	Lucas reference	Definition	V	C20 (Ah)	CCA EN(A)	CCA SAE(A)	L (mm)	W (mm)	H (mm)	Terminal	Layout	Hold Down	Weight (kg)	Pcs Pallet
151R	LBOXB151R030330	LUCAS LITHIUM 151R 30AH/330A(EN) 12,8V/EO / 1	12,8	30	330		197	128	200	T1	0 / 1			
151R	LBOXB151R045495	LUCAS LITHIUM 151R 45AH/495A(EN) 12,8V/EO / 1	12,8	45	495		197	128	200	T1	0 / 1		4,26	
51R	LBOXB51R045495	LUCAS LITHIUM 51R 45AH/495A(EN) 12,8V/EO / 1	12,8	45	495		238	133	198	T2	0 / 1		4,55	
51R	LBOXB51R060660	LUCAS LITHIUM 51R 60AH/660A(EN) 12,8V/EO / 1	12,8	60	660		238	133	198	T2	0 / 1		5,55	
22	LBOXB22060660	LUCAS LITHIUM 22 60AH/660A(EN) 12,8V/EO / 1	12,8	60	660		230	174	200	T2	0 / 1		5,65	
22	LBOXB22075825	LUCAS LITHIUM 22 75AH/825A(EN) 12,8V/EO / 1	12,8	75	825		230	174	200	T2	0 / 1		6,70	
22	LBOXB22090990	LUCAS LITHIUM 22 90AH/990A(EN) 12,8V/EO / 1	12,8	90	990		230	174	200	T2	0 / 1		7,80	
24	LBOXB24075825	LUCAS LITHIUM 24 75AH/825A(EN) 12,8V/EO / 1	12,8	75	825		261	173	222	T2	0 / 1			
24	LBOXB24090990	LUCAS LITHIUM 24 90AH/990A(EN) 12,8V/EO / 1	12,8	90	990		261	173	222	T2	0 / 1			
24	LBOXB241051100	LUCAS LITHIUM 24 105AH/1100A(EN) 12,8V/EO / 1	12,8	105	1100		261	173	222	T2	0 / 1			



OUR RANGE GOES FURTHER.



Lucas Premium
Origin **EU**

Start & Stop EFB

Type Box	Lucas reference	Definition	V	C20 (Ah)	CCA EN(A)	CCA SAE(A)	L (mm)	W (mm)	H (mm)	Terminal	Layout	Hold Down	Weight (kg)	Pcs Pallet
47	LB00B47060640EFB	LUCAS PREMIUM 47 60AH/640A(EN) 12V/E0	12	60	640		242	175	190	1	0	B13	17,50	
91	LB00B91065650EFB	LUCAS PREMIUM 91 65AH/650A(EN) 12V/E0	12	65	650		278	175	175	1	0	B13	16,20	
48	LB00B48070720EFB	LUCAS PREMIUM 48 70AH/720A(EN) 12V/E0	12	70	720		278	175	190	1	0	B13	20,00	
92	LB00B92075730EFB	LUCAS PREMIUM 92 75AH/730A(EN) 12V/E0	12	75	730		315	175	175	1	0	B13	18,60	
94R	LB00B94R080720EFB	LUCAS PREMIUM 94R 80AH/720A(EN) 12V/E0	12	80	720		315	175	190	1	0	B13	22,70	
49	LB00B49100900EFB	LUCAS PREMIUM 49 100AH/900A(EN) 12V/E0	12	100	900		353	175	190	1	0	B13	26,00	
95R	LB00B95R105950EFB	LUCAS PREMIUM 95R 105AH/950A(EN) 12V/E0	12	105	950		392	175	190	1	0	B13	27,20	

Passenger Vehicles (DIN)

Type Box	Lucas reference	Definition	V	C20 (Ah)	CCA EN(A)	CCA SAE(A)	L (mm)	W (mm)	H (mm)	Terminal	Layout	Hold Down	Weight (kg)	Pcs Pallet
99	LB00B99041370	LUCAS PREMIUM 99 41AH/370A(EN) 12V/E0	12	41	370		207	175	175	1	0	B13	10,60	
140R	LB00B140R044360	LUCAS PREMIUM 140R 44AH/360A(EN) 12V/E0 / 1	12	44	360		207	175	190	1	0 / 1	B13	11,20	
140R	LB00B140R050450	LUCAS PREMIUM 140R 50AH/450A(EN) 12V/E0	12	50	450		207	175	190	1	0	B13	12,10	
90	LB00B90054500	LUCAS PREMIUM 90 54AH/500A(EN) 12V/E0	12	54	500		242	175	175	1	0	B13	12,90	
47	LB00B47062540	LUCAS PREMIUM 47 62AH/540A(EN) 12V/E0	12	62	540		242	175	190	1	0	B13	13,90	
47	LB00B47055460	LUCAS PREMIUM 47 55AH/460A(EN) 12V/E1	12	55	460		242	175	190	1	1	B13	13,40	
91	LB00B91071670	LUCAS PREMIUM 91 71AH/670A(EN) 12V/E0	12	71	670		278	175	175	1	0	B13	15,30	
48	LB00B48070640	LUCAS PREMIUM 48 70AH/640A(EN) 12V/E0 / 1	12	70	640		278	175	190	1	0 / 1	B13	16,50	
48	LB00B48074680	LUCAS PREMIUM 48 74AH/680A(EN) 12V/E0	12	74	680		278	175	190	1	0	B13	16,60	
92	LB00B92080700	LUCAS PREMIUM 92 80AH/700A(EN) 12V/E0	12	80	700		315	175	175	1	0	B13	17,80	
49	LB00B49090720	LUCAS PREMIUM 49 90AH/720A(EN) 12V/E0	12	90	720		353	175	190	1	0	B13	20,10	
49	LB00B49095800	LUCAS PREMIUM 49 95AH/800A(EN) 12V/E0	12	95	800		353	175	190	1	0	B13	21,60	

Passenger Vehicles (JIS)

Type Box	Lucas reference	Definition	V	C20 (Ah)	CCA EN(A)	CCA SAE(A)	L (mm)	W (mm)	H (mm)	Terminal	Layout	Hold Down	Weight (kg)	Pcs Pallet
24	LB00B24070540	LUCAS PREMIUM 24 70AH/540A(EN) 12V/E0 / 1	12	70	540		270	173	222	1	0 / 1	Korean B1+B6	16,60	
27	LB00B27090680	LUCAS PREMIUM 27 90AH/680A(EN) 12V/E0 / 1	12	90	680		306	173	222	1	0 / 1	Korean B1	21,10	
27	LB00B27095720	LUCAS PREMIUM 27 95AH/720A(EN) 12V/E0 / 1	12	95	720		306	173	222	1	0 / 1	Korean B1	20,60	

Commercial / Heavy Duty

Type Box	Lucas reference	Definition	V	C20 (Ah)	CCA EN(A)	CCA SAE(A)	L (mm)	W (mm)	H (mm)	Terminal	Layout	Hold Down	Weight (kg)	Pcs Pallet
4DLT	LB00B4DLT140800	LUCAS PREMIUM 4DLT 140AH/800A(EN) 12V/E3	12	140	800		513	189	223	1	3	B0	38,20	
4DLT	LB00B4DLT145900	LUCAS PREMIUM 4DLT 145AH/900A(EN) 12V/E3	12	145	900		513	189	223	1	3	B0	35,80	
4D	LB00B4D1801000	LUCAS PREMIUM 4D 180AH/1000A(EN) 12V/E3 / 4	12	180	1000		513	223	223	1	3 / 4	B0	42,80	
4D	LB00B4D1801000M	LUCAS PREMIUM 4D 180AH/1000A(EN) 12V/E3	12	180	1000		513	223	223	1	3	B0	46,10	
4D	LB00B4D1851100	LUCAS PREMIUM 4D 185AH/1100A(EN) 12V/E3	12	185	1100		513	223	223	1	3	B0	46,40	
4D	LB00B4D1851150	LUCAS PREMIUM 4D 185AH/1150A(EN) 12V/E3	12	185	1150		513	223	223	1	3	B0	43,90	
8D	LB00B8D2151200	LUCAS PREMIUM 8D 215AH/1200A(EN) 12V/E3 / 4	12	215	1200		518	279	240	1	3 / 4	B0	54,90	
8D	LB00B8D2251100	LUCAS PREMIUM 8D 225AH/1100A(EN) 12V/E3	12	225	1100		518	279	240	1	3	B0	60,10	
8D	LB00B8D2351200	LUCAS PREMIUM 8D 235AH/1200A(EN) 12V/E3	12	235	1200		518	279	240	1	3	B0	58,20	
8D	LB00B8D2251200	LUCAS PREMIUM 8D 225AH/1200A(EN) 12V/E3 / 4	12	225	1200		518	279	240	1	3 / 4	B0	54,90	
8D	LB00B8D2351300	LUCAS PREMIUM 8D 235AH/1300A(EN) 12V/E3	12	235	1300		518	279	240	1	3	B0	55,60	





Lucas Premium
Origin **COLOMBIA**

Start & Stop EFB

Type Box	Lucas reference	Definition	V	RC (min)	CCA EN(A)	CCA SAE(A)	L (mm)	W (mm)	H (mm)	Terminal	Layout	Hold Down	Weight (kg)	Pcs Pallet
27	LB02B27150850EFB	LUCAS PREMIUM 27 150min/850A(SAE) 12V/E0 / 1	12	150		850	306	171	225	A	0 / 1	B0	22,50	
47	LB02B47090640EFB	LUCAS PREMIUM 47 90min/640A(SAE) 12V/E24 / 34	12	90		640	242	175	190	A	24 / 34	B3	16,21	
48	LB02B48132740EFB	LUCAS PREMIUM 48 132min/740A(SAE) 12V/E0 / 1	12	132		740	278	175	190	A	0 / 1	B3	19,72	
24	LB02B24117740EFB	LUCAS PREMIUM 24 117min/740A(SAE) 12V/E10 / 11	12	117		740	260	171	225	A	10 / 11	B0	19,50	
25	LB02B25103650EFB	LUCAS PREMIUM 25 103min/650A(SAE) 12V/E10	12	103		650	230	212	218	A	10	B1	17,00	
35	LB02B35103650EFB	LUCAS PREMIUM 35 103min/650A(SAE) 12V/E11	12	103		650	230	212	218	A	11	B1	17,00	

Passanger Vehicles (BCI)

Type Box	Lucas reference	Definition	V	RC (min)	CCA EN(A)	CCA SAE(A)	L (mm)	W (mm)	H (mm)	Terminal	Layout	Hold Down	Weight (kg)	Pcs Pallet
24	LB02B24077418	LUCAS PREMIUM 24 77min/418A(SAE) 12V/E10 / 11	12	77		418	260	171	225	A	10 / 11	B0	14,00	
24	LB02B24089470	LUCAS PREMIUM 24 89min/470A(SAE) 12V/E10 / 11	12	89		470	260	171	225	A	10 / 11	B0	14,70	
24	LB02B24137680	LUCAS PREMIUM 24 137min/680A(SAE) 12V/E10 / 11	12	137		680	260	171	225	A	10 / 11	B0	17,00	
25	LB02B25101523	LUCAS PREMIUM 25 101min/523A(SAE) 12V/E10	12	101		523	230	212	218	A	10	B1	15,36	
35	LB02B35101523	LUCAS PREMIUM 35 101min/523A(SAE) 12V/E11	12	101		523	230	212	218	A	11	B1	15,36	
27	LB02B27113575	LUCAS PREMIUM 27 113min/575A(SAE) 12V/E0 / 1	12	113		575	306	171	225	A	0 / 1	B0	17,65	
27	LB02B27137680	LUCAS PREMIUM 27 137min/680A(SAE) 12V/E0 / 1	12	137		680	306	171	225	A	0 / 1	B0	18,66	
34	LB02B34096546	LUCAS PREMIUM 34 96min/546A(SAE) 12V/E10 / 11	12	96		546	258	167	200	A	10 / 11	B0	15,10	
34	LB02B34117646	LUCAS PREMIUM 34 117min/646A(SAE) 12V/E10 / 11	12	117		646	258	167	200	A	10 / 11	B0	15,58	
42	LB02B42081546	LUCAS PREMIUM 42 81min/546A(SAE) 12V/E13 / 15	12	81		546	242	175	175	A	13 / 15	B3	13,60	
47	LB02B47072497	LUCAS PREMIUM 47 72min/497A(SAE) 12V/E24 / 34	12	72		497	242	175	190	A	24 / 34	B3	12,87	
47	LB02B47081546	LUCAS PREMIUM 47 81min/546A(SAE) 12V/E24 / 34	12	81		546	242	175	190	A	24 / 34	B3	13,70	
48	LB02B48120700	LUCAS PREMIUM 48 120min/700A(SAE) 12V/E24 / 34	12	120		700	278	175	190	A	24 / 34	B3	15,56	
51	LB02B51079462	LUCAS PREMIUM 51 79min/462A(SAE) 12V/E10 / 11	12	79		462	230	120	227	A	10 / 11	B0,B1	12,24	
65	LB02B65173836	LUCAS PREMIUM 65 173min/836A(SAE) 12V/E10	12	173		836	302	190	190	A	10	B8	17,80	
91	LB02B91107596	LUCAS PREMIUM 91 107min/596A(SAE) 12V/E24 / 34	12	107		596	278	175	190	A	24 / 34	B3	15,56	
99	LB02B99065397	LUCAS PREMIUM 99 65min/397A(SAE) 12V/E24 / 34	12	65		397	205	175	175	A	24 / 34	B3	12,20	
140R	LB02B140065397	LUCAS PREMIUM 140R 65min/397A(SAE) 12V/E24 / 34	12	65		397	205	175	190	A	24 / 34	B3	12,20	
151R	LB02B151060370	LUCAS PREMIUM 151R 60min/370A(SAE) 12V/E0 / 1	12	60		370	196	128	224	A	0 / 1	B0,B1	11,15	
151R	LB02B151060370-3	LUCAS PREMIUM 151R 60min/370A(SAE) 12V/E0 / 1	12	60		370	196	128	224	3	0 / 1	B0,B1	11,15	

Commercial / Heavy Duty

Type Box	Lucas reference	Definition	V	RC (min)	CCA EN(A)	CCA SAE(A)	L (mm)	W (mm)	H (mm)	Terminal	Layout	Hold Down	Weight (kg)	Pcs Pallet
G31	LB02B311153740	LUCAS PREMIUM G31 153min/740A(SAE) 12V/E18	12	153		740	330	175	236	T	18	B0	21,84	
G31	LB02B311205850	LUCAS PREMIUM G31 205min/850A(SAE) 12V/E18	12	205		850	330	175	236	T	18	B0	24,48	
G31	LB02B311218925	LUCAS PREMIUM G31 218min/925A(SAE) 12V/E18	12	218		925	330	175	236	T	18	B0	24,91	
G31	LB02B31A153740	LUCAS PREMIUM G31 153min/740A(SAE) 12V/E18	12	153		740	330	175	236	A	18	B0	21,84	
G31	LB02B31A205850	LUCAS PREMIUM G31 205min/850A(SAE) 12V/E18	12	205		850	330	175	236	A	18	B0	24,48	
G31	LB02B31A218925	LUCAS PREMIUM G31 218min/925A(SAE) 12V/E18	12	218		925	330	175	236	A	18	B0	24,91	
4DLT	LB02B4DLT189872	LUCAS PREMIUM 4DLT 189min/872A(SAE) 12V/E8 / 16L	12	189		872	479	212	194	A	8 / 16L	B0	34,53	
4D	LB02B4D245951	LUCAS PREMIUM 4D 245min/951A(SAE) 12V/E8 / 16L	12	245		951	510	222	242	A	8 / 16L	B0	35,65	
4D	LB02B4D2971142	LUCAS PREMIUM 4D 297min/1142A(SAE) 12V/E8 / 16L	12	297		1142	510	222	242	A	8 / 16L	B0	38,45	
8D	LB02B8D3231200	LUCAS PREMIUM 8D 323min/1200A(SAE) 12V/E8 / 16L	12	323		1200	528	278	247	A	8 / 16L	B0	47,30	
8D	LB02B8D3761300	LUCAS PREMIUM 8D 376min/1300A(SAE) 12V/E8 / 16L	12	376		1300	528	278	247	A	8 / 16L	B0	51,00	

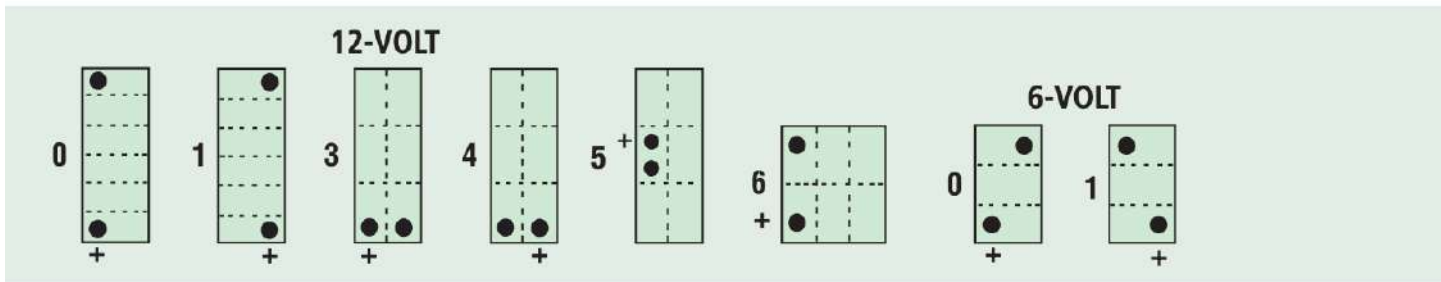


OUR RANGE GOES FURTHER.

Battery Layouts

The dimensions given in the battery specifications are illustrated in the following diagrams. The overall dimensions include any projections such as base hold-downs, the edges of the lid and handles, or the lifting edges where appropriate.

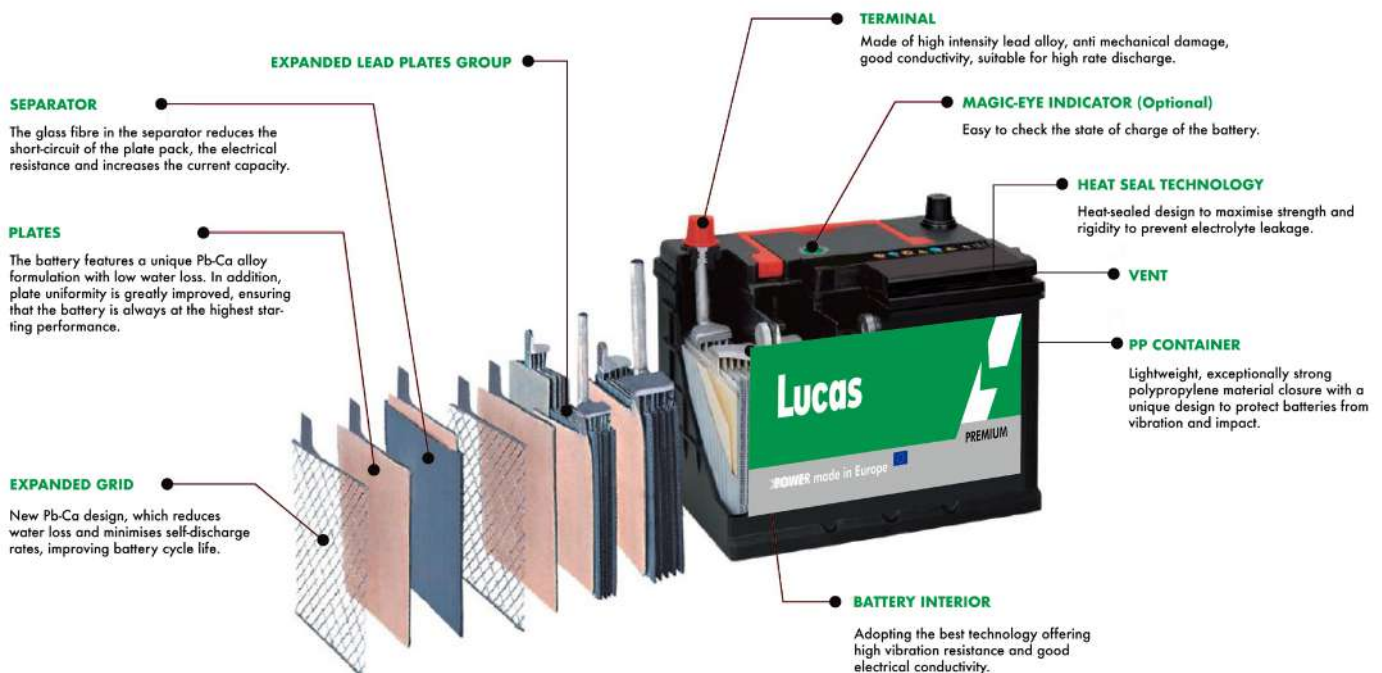
LAYOUTS



TERMINALS



HOLD DOWN





Lucas Standard
Origin **TURKIYE**

Passenger Vehicles (DIN)

Type Box	Lucas reference	Definition	V	C20 (Ah)	CCA EN(A)	CCA SAE(A)	L (mm)	W (mm)	H (mm)	Terminal	Layout	Hold Down	Weight (kg)	Pcs Pallet
99	LB04B99035250	LUCAS STANDARD 99 35AH/250A(EN) 12V/E0 / 1	12	35	250		207	175	175	A	0 / 1	B13	9,70	88
99	LB04B99043290	LUCAS STANDARD 99 43AH/290A(EN) 12V/E0 / 1	12	43	290		207	175	175	A	0 / 1	B13	10,20	88
140R	LB04B140R044290	LUCAS STANDARD 140R 44AH/290A(EN) 12V/E0 / 1	12	44	290		207	175	190	A	0 / 1	B13	10,30	88
140R	LB04B140R050370	LUCAS STANDARD 140R 50AH/370A(EN) 12V/E0 / 1	12	50	370		207	175	190	A	0 / 1	B13	11,30	88
90	LB04B90045330	LUCAS STANDARD 90 45AH/330A(EN) 12V/E0 / 1	12	45	330		242	175	175	A	0 / 1	B13	11,90	76
90	LB04B90050390	LUCAS STANDARD 90 50AH/390A(EN) 12V/E0 / 1	12	50	390		242	175	175	A	0 / 1	B13	12,50	76
47	LB04B47050290	LUCAS STANDARD 47 50AH/290A(EN) 12V/E0 / 1	12	50	290		242	175	190	A	0 / 1	B13	11,60	76
47	LB04B47055340	LUCAS STANDARD 47 55AH/340A(EN) 12V/E0 / 1	12	55	340		242	175	190	A	0 / 1	B13	12,00	76
47	LB04B47060380	LUCAS STANDARD 47 60AH/380A(EN) 12V/E0 / 1	12	60	380		242	175	190	A	0 / 1	B13	12,60	76
91	LB04B91054480	LUCAS STANDARD 91 54AH/480A(EN) 12V/E0	12	54	480		278	175	175	A	0	B13	14,50	64
91	LB04B91063540	LUCAS STANDARD 91 63AH/540A(EN) 12V/E0 / 1	12	63	540		278	175	175	A	0 / 1	B13	15,00	64
48	LB04B48066430	LUCAS STANDARD 48 66AH/430A(EN) 12V/E0 / 1	12	66	430		278	175	190	A	0 / 1	B13	14,20	64
48	LB04B48072430	LUCAS STANDARD 48 72AH/430A(EN) 12V/E0 / 1	12	72	430		278	175	190	A	0 / 1	B13	14,20	64
48	LB04B48074470	LUCAS STANDARD 48 74AH/470A(EN) 12V/E0 / 1	12	74	470		278	175	190	A	0 / 1	B13	14,80	64
92	LB04B92075610	LUCAS STANDARD 92 75AH/610A(EN) 12V/E0 / 1	12	75	610		313	175	175	A	0 / 1	B13	17,20	56
92	LB04B92080610	LUCAS STANDARD 92 80AH/610A(EN) 12V/E0	12	80	610		313	175	175	A	0	B13	17,20	56
94R	LB04B94R080610	LUCAS STANDARD 94R 80AH/610A(EN) 12V/E0 / 1	12	80	610		315	175	190	A	0 / 1	B13	17,20	56
94R	LB04B94R085630	LUCAS STANDARD 94R 90AH/660A(EN) 12V/E0 / 1	12	90	660		315	175	190	A	0 / 1	B13	17,70	56
93	LB04B93085630	LUCAS STANDARD 93 85AH/630A(EN) 12V/E0	12	85	630		353	175	175	A	0	B13	18,90	48
93	LB04B93090680	LUCAS STANDARD 93 90AH/680A(EN) 12V/E0	12	90	680		353	175	175	A	0	B13	19,40	48
49	LB04B49088560	LUCAS STANDARD 49 88AH/560A(EN) 12V/E0 / 1	12	88	560		353	175	190	A	0 / 1	B13	18,60	48
49	LB04B49092600	LUCAS STANDARD 49 92AH/600A(EN) 12V/E0 / 1	12	92	600		353	175	190	A	0 / 1	B13	19,10	48
49	LB04B49100630	LUCAS STANDARD 49 100AH/630A(EN) 12V/E0 / 1	12	100	630		353	175	190	A	0 / 1	B13	19,60	48

Passenger Vehicles (JIS)

Type Box	Lucas reference	Definition	V	C20 (Ah)	CCA EN(A)	CCA SAE(A)	L (mm)	W (mm)	H (mm)	Terminal	Layout	Hold Down	Weight (kg)	Pcs Pallet
151R	LB04B151R035270	LUCAS STANDARD 151R 35AH/270A(SAE) 12V/E0 / 1	12	35		270	187	126,5	200	A	0 / 1	BO/B1	8,80	108
151R	LB04B151R040320	LUCAS STANDARD 151R 40AH/320A(SAE) 12V/E0 / 1	12	40		320	187	126,5	200	A	0 / 1	BO/B1	9,30	108
21	LB04B21034300	LUCAS STANDARD 21 34AH/300A(SAE) 12V/E0 / 1	12	34		300	196	128	200	A	0 / 1	BO/B1		108
21	LB04B21039320	LUCAS STANDARD 21 39AH/320A(SAE) 12V/E0 / 1	12	39		320	196	128	200	A	0 / 1	BO/B1		108
51	LB04B51040330	LUCAS STANDARD 51 40AH/330A(SAE) 12V/E0 / 1	12	40		330	235	127	200	A	0 / 1	BO/B1	10,50	90
51	LB04B51048360	LUCAS STANDARD 51 48AH/360A(SAE) 12V/E0 / 1	12	48		360	235	127	200	A	0 / 1	BO/B1	11,10	90
22	LB04B22060340	LUCAS STANDARD 22 60AH/340A(SAE) 12V/E0 / 1	12	60		340	231	172	200	A	0 / 1	BO/B1	12,50	80
22	LB04B22065410	LUCAS STANDARD 22 65AH/410A(SAE) 12V/E0 / 1	12	65		410	231	172	200	A	0 / 1	BO/B1	13,10	80
22	LB04B22079460	LUCAS STANDARD 22 79AH/460A(SAE) 12V/E0 / 1	12	79		460	231	172	200	A	0 / 1	BO/B1	13,50	80
24	LB04B24065520	LUCAS STANDARD 24 65AH/520A(SAE) 12V/E0 / 1	12	65		520	258	172	200	A	0 / 1	BO/B1	15,10	64
24	LB04B24070560	LUCAS STANDARD 24 70AH/560A(SAE) 12V/E0 / 1	12	70		560	258	172	200	A	0 / 1	BO/B1	15,50	64
24	LB04B24075610	LUCAS STANDARD 24 75AH/610A(SAE) 12V/E0 / 1	12	75		610	258	172	200	A	0 / 1	BO/B1	16,00	64
27	LB04B27075600	LUCAS STANDARD 27 75AH/600A(SAE) 12V/E0 / 1	12	75		600	303	172	200	A	0 / 1	BO/B1	19,50	42
27	LB04B27080700	LUCAS STANDARD 27 80AH/700A(SAE) 12V/E0 / 1	12	80		700	303	172	200	A	0 / 1	BO/B1	20,20	42
27	LB04B27090750	LUCAS STANDARD 27 90AH/750A(SAE) 12V/E0 / 1	12	90		750	303	172	200	A	0 / 1	BO/B1	20,90	42

Passenger Vehicles (BCI)

Type Box	Lucas reference	Definition	V	C20 (Ah)	CCA EN(A)	CCA SAE(A)	L (mm)	W (mm)	H (mm)	Terminal	Layout	Hold Down	Weight (kg)	Pcs Pallet
65	LB04B65	LUCAS STANDARD 65 AH/650A(SAE) 12V/E21	12			650	287	187	172	A	21	B8		
65	LB04B65	LUCAS STANDARD 65 AH/750A(SAE) 12V/E21	12			750	287	187	172	A	21	B8		
25	LB04B25060340	LUCAS STANDARD 25 60AH/340A(SAE) 12V/E10	12	60		340	231	172	200	A	10	B1	12,50	80
25	LB04B25065410	LUCAS STANDARD 25 65AH/410A(SAE) 12V/E10	12	65		410	231	172	200	A	10	B1	13,10	80
25	LB04B25079460	LUCAS STANDARD 25 79AH/460A(SAE) 12V/E10	12	79		460	231	172	200	A	10	B1	13,50	80
35	LB04B35060340	LUCAS STANDARD 35 60AH/340A(SAE) 12V/E11	12	60		340	231	172	200	A	11	B1	12,50	64
35	LB04B35065410	LUCAS STANDARD 35 65AH/410A(SAE) 12V/E11	12	65		410	231	172	200	A	11	B1	13,10	64
35	LB04B35079460	LUCAS STANDARD 35 79AH/460A(SAE) 12V/E11	12	79		460	231	172	200	A	11	B1	13,50	64
24	LB04B24065520	LUCAS STANDARD 24 65AH/520A(SAE) 12V/E10 / 11	12	65		520	258	172	200	A	10 / 11	B1	15,10	64
24	LB04B24070560	LUCAS STANDARD 24 70AH/560A(SAE) 12V/E10 / 11	12	70		560	258	172	200	A	10 / 11	B1	15,50	64
24	LB04B24075580	LUCAS STANDARD 24 75AH/580A(SAE) 12V/E10 / 11	12	75		580	258	172	200	A	10 / 11	B1	16,00	64
27	LB04B27075600	LUCAS STANDARD 27 75AH/600A(SAE) 12V/E10 / 11	12	75		600	303	172	200	A	10 / 11	B1	19,50	42
27	LB04B27080700	LUCAS STANDARD 27 80AH/700A(SAE) 12V/E10 / 11	12	80		700	303	172	200	A	10 / 11	B1	20,20	42
27	LB04B27090750	LUCAS STANDARD 27 90AH/750A(SAE) 12V/E10 / 11	12	90		750	303	172	200	A	10 / 11	B1	20,90	42
31S	LB04B31S090770	LUCAS STANDARD 31S 90AH/770A(SAE) 12V/E18	12	90		770	330	172	217	TOP	18	B0	9,90	
31S	LB04B31S098820	LUCAS STANDARD 31S 98AH/820A(SAE) 12V/E18	12	98		820	330	172	217	TOP	18	B0	9,00	
31S	LB04B31S105870	LUCAS STANDARD 31S 105AH/870A(SAE) 12V/E18	12	105		870	330	172	217	TOP	18	B0	10,70	
31T	LB04B31T090770	LUCAS STANDARD 31T 90AH/770A(SAE) 12V/E18	12	90		770	330	172	217	STUD	18	B0	11,70	
31T	LB04B31T098820	LUCAS STANDARD 31T 98AH/820A(SAE) 12V/E18	12	98		820	330	172	217	STUD	18	B0	11,70	
31T	LB04B31T105870	LUCAS STANDARD 31T 105AH/870A(SAE) 12V/E18	12	105		870	330	172	217	STUD	18	B0	13,60	
30H	LB04B30H090750	LUCAS STANDARD 30H 90AH/750A(SAE) 12V/E10 / 11	12	90		750	326	172	203	A	10 / 11	B1	13,60	
30H	LB04B30H100900	LUCAS STANDARD 30H 100AH/900A(SAE) 12V/E10 / 11	12	100		900	326	172	203	A	10 / 11	B1	14,00	

OUR RANGE GOES FURTHER.



Commercial / Heavy Duty

Type	Box	Lucas reference	Definition	V	C20 (Ah)	CCA EN(A)	CCA SAE(A)	L (mm)	W (mm)	H (mm)	Terminal	Layout	Hold Down	Weight (kg)	Pcs Pallet
4DLT		LB04B4DLT120660	LUCAS STANDARD 4DLT 120AH/660A(EN) 12V/E3	12	120	660		513	190	214	1	3	B03	29,70	24
4DLT		LB04B4DLT120700	LUCAS STANDARD 4DLT 120AH/700A(EN) 12V/E3	12	120	700		513	190	214	1	3	B03	30,40	24
4DLT		LB04B4DLT135740	LUCAS STANDARD 4DLT 135AH/740A(EN) 12V/E3	12	135	740		513	190	214	1	3	B03	31,00	24
4D		LB04B4D135790	LUCAS STANDARD 4D 135AH/790A(EN) 12V/E3	12	135	790		516	220	206	1	3	B03	31,70	24
4D		L4B04D4B150800	LUCAS STANDARD 4D 150AH/800A(EN) 12V/E3	12	150	800		516	223	214	1	3	B03	36,60	21
4D		L4B04D4B150850	LUCAS STANDARD 4D 150AH/850A(EN) 12V/E3	12	150	850		516	223	214	1	3	B03	37,20	21
4D		L4B04D4B165950	LUCAS STANDARD 4D 165AH/950A(EN) 12V/E3	12	165	950		516	223	214	1	3	B03	38,70	21
4D		L4B04B4D1801100	LUCAS STANDARD 4D 180AH/1100A(EN) 12V/E3	12	180	1100		516	223	214	1	3	B03	40,90	21
8D		LB04B8D2001010	LUCAS STANDARD 8D 200AH/1010A(EN) 12V/E3	12	200	1010		518	274	232	1	3	B0	51,10	18
8D		LB04B8D2251110	LUCAS STANDARD 8D 225AH/1110A(EN) 12V/E3	12	225	1110		518	274	232	1	3	B0	52,90	18
8D		LB04B8D2401190	LUCAS STANDARD 8D 240AH/1190A(EN) 12V/E3	12	240	1190		518	274	232	1	3	B0	54,80	18



OUR RANGE GOES FURTHER.

COSHH Information

Hazards Identification

No hazards occur during the normal operation of a lead acid battery as it is described in the instructions for use that are provided with the battery. Lead-acid batteries have three significant characteristics:

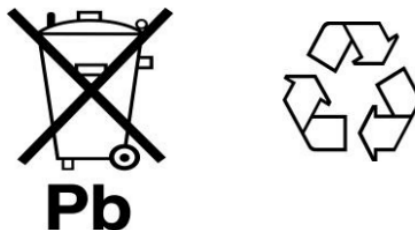
- They contain an electrolyte which contains dilute sulphuric acid. Sulphuric acid may cause severe chemical burns.
- During the charging process or during operation they might develop hydrogen gas and oxygen, which under certain circumstances may result in an explosive mixture.
- They can contain a considerable amount of energy, which may be a source of high electrical current and a severe electrical shock in the event of a short circuit.

Handling and Storage


Store under roof in cool ambience - charged lead-acid batteries do not freeze up to -50°C ; prevent short circuits. Seek agreement with local water authorities in case of larger quantities of batteries to be stored. If batteries have to be stored, it is imperative that the instructions for use are observed.

Regulatory Information

In accordance with the EU Battery Directive and the respective national legislation, lead-acid batteries have to be marked by a crossed out dust bin with the chemical symbol for lead shown below, together with the ISO return/recycling symbol.



In addition, the batteries have to be labelled with some or all of the following hazard symbols:



Labelling might vary due to the application, design, dimension and country of sale of the batteries. The manufacturer, respectively the importer of the batteries shall be responsible for placing the symbols (a minimum size is specified).

Environmental Information

Battery recycling can be defined as the process to recycle batteries instead of disposing them into the garbage after just a single use.


The aim is to reduce the overall number of battery trash that is produced every year on a global scale since battery garbage can lead to various forms of contamination, including water and soil pollution.

In response to the 'Hazardous Waste Regulations' appertaining to the disposal of lead acid batteries, all the battery wholesaler are now obliged to provide a collection service for scrap lead acid batteries.

There are huge differences around the world regarding the efforts and efficiency of battery recycling. Please take care about your local regulations concerning batteries waste management.

Battery recycling is important in order to:

- Reduction of soil pollution
- Mitigation of water pollution
- Groundwater protection
- Fight natural resource depletion
- Suitable treatment of toxic chemicals
- Reduction in overall waste production
- Fight global warming
- Reduction in environmental dumping



OUR RANGE GOES FURTHER.

Lucas Automotive Aftermarket Batteries - Non European Region

Distributed in exclusive by:

VT Batteries

Calle Valle de Tobalina 10, 09001 Burgos, Spain

Tlf: + 34 947 07 00 21 info@lucasbatt.com

lucasautomotive.com

OUR RANGE GOES FURTHER.